



Expansion of In-Home Services

It's Right for Kentucky's  
Children and Families

&

it's Right for Kentucky's Budget



Presented by:

Michelle Sanborn - Director of Public Policy - Children's Alliance


Amanda Masterson - Hardin Co. PATH Program - Boy's Haven

October 7, 2009

# Children who Experience Abuse and Neglect are At-Risk


Without timely interventions, maltreated children are more likely to:

- Be involved in the Juvenile Justice system
- Lag behind in school
- Suffer from mental health problems
- Become homeless




# Long-term Costs Associated with Poor Outcomes

- Unemployment
- Poor Health Conditions
- Drug Addiction
- Homelessness
- Incarceration
- Continued cycle of child abuse




What is Kentucky Doing  
to Prevent  
these Poor Outcomes?

# Family Preservation & Diversion Programs



*(See Fact Sheet)*



# Data Indicates Kentucky Operates Effective & Efficient Programs




Effectiveness: Measures


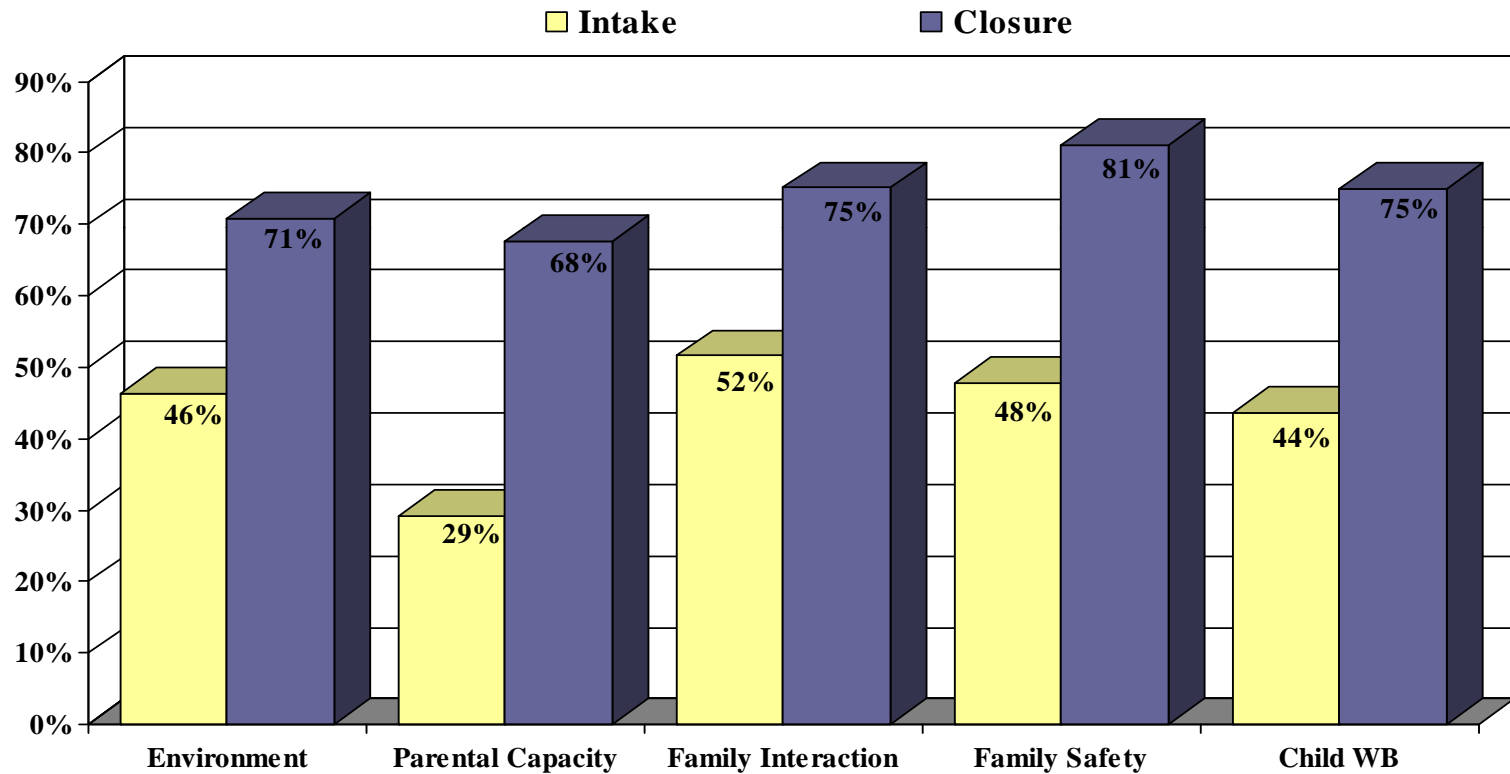
North Carolina Family Assessment Scale  
(NCFAS) & Client Satisfaction Survey

Both measures demonstrate significant improvement in  
areas such as:

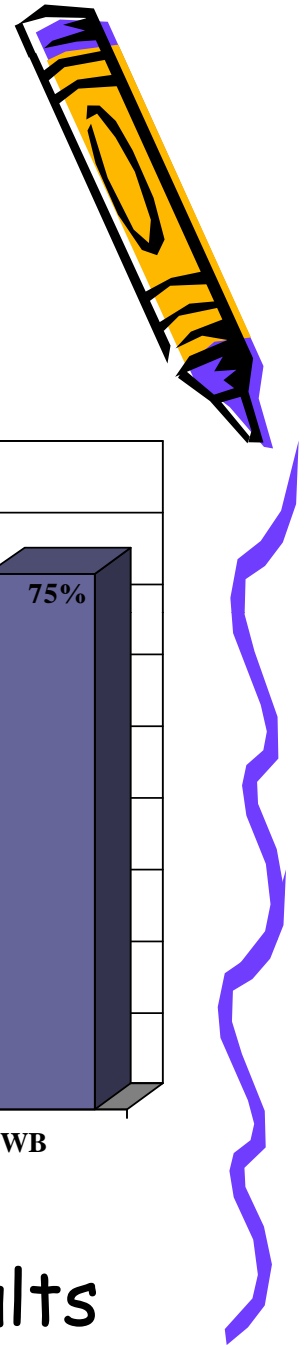
parental capacity  
family safety  
family interaction  
child well-being




# North Carolina Family Assessment Scale (NCFAS)




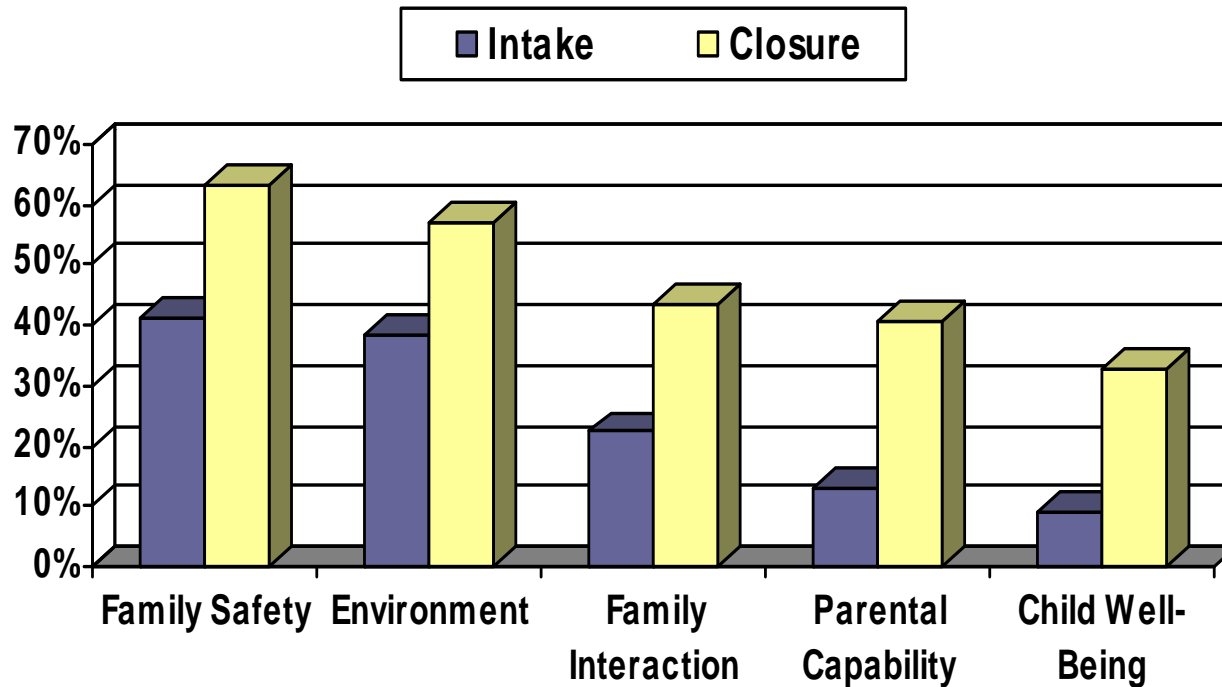
Family Preservation Program Results



# North Carolina Family Assessment Scale (NCFAS)



Families Adequate or Better on NCFAS



Diversion Program Results

# Client Satisfaction Survey

- 83% of families report the in-home worker taught them skills they could use.
- 81% of families report the in-home worker helped them treat their children well.
- 48% of families report the in-home worker helped them make our home a better place to live.
- 74% of families report the in-home worker helped keep their family together.




# Efficient

- In-Home Services Cost about \$6,000/child/year.
- Out-of-Home Services Cost about \$28,000/child/year.

AND....

In-Home Services are successfully keeping children out of Out of Home Care 85% of the time.



# WHAT IF....

## COST


841 children served at \$6,000/year =  
\$5,046,000

## COST AVOIDANCE (85% success)

715 children not served at \$28,000/year =  
\$20,020,000

## COST SAVINGS

Subtracting the Cost of the Service from the Cost  
Avoidance the Total Savings for OOHC would be:  
 $\$20,020,000 - \$5,046,000 = \underline{\$14,974,000}$




# Is it Safe for Children to be Served in the Home?

- According to the Kentucky Family Preservation Program (FPP) Evaluation Report from January 2008:


2.7% of families had a subsequent substantiated referral within six months of ending FPP services.

- On average, 6.5% of all families with a substantiated abuse have a recurrence in six months.




# Children are Going Home Anyway


- In 2007, 75% of children exiting out-of-home care reunified with family.
- Of those, reunifying with family, nearly half of those children returned home within 6 months.



Share Success  
Story  
Diversion  
Program



It's Right for  
Children  
&  
It's Right for  
Kentucky's Budget



# Further Information/Questions


Michelle Sanborn

Director of Public Policy

Children's Alliance

502-875-3399

[michelle@childrensallianceky.org](mailto:michelle@childrensallianceky.org)



# Further Information/Questions

Amanda Masterson, CSW

Boys' Haven - Hardin County PATH  
Program

1908 N. Miles St. Suite 104

Elizabethtown, KY 42701

270-737-0193

